



ISA-PLAN® // PRECISION RESISTORS



RUG-Z



Features

- 250 W permanent power at 85 °C
- 50 J pulse power for 10 ms
- Extremely low resistance values from 0.5 mOhm
- TCR-values from 1 ppm/K
- Max. current limit 387 A



Applications

- High current sensing
- Measurement equipment
- Reference resistors in laboratories
- Current sources
- Laboratory power supply
- DKD calibration upon request

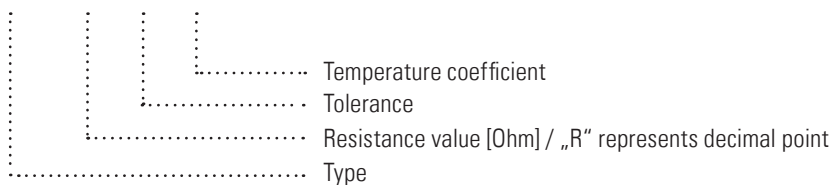
Technical data

Resistance values	Ohm	0.0005 to 100
Tolerance	%	0.1 / 1
Temperature coefficient (20-60 °C)	ppm/K	< 1 / 3 / 10
Applicable temperature range	°C	-55 to +110
Power rating	W	250
Single pulse power load	J	50 (tp < 10 ms)
Thermal resistance to copper base plate (R _{thi})	K/W	< 0.1
Dielectric withstanding voltage	VAC	500
Inductance	nH	< 10
Stability (Nominal load) deviation after 2,000 h T _k = Terminal temperature	%	< 0.2 (T _k = 85 °C)

* for detailed information see table on page 3

Ordering code

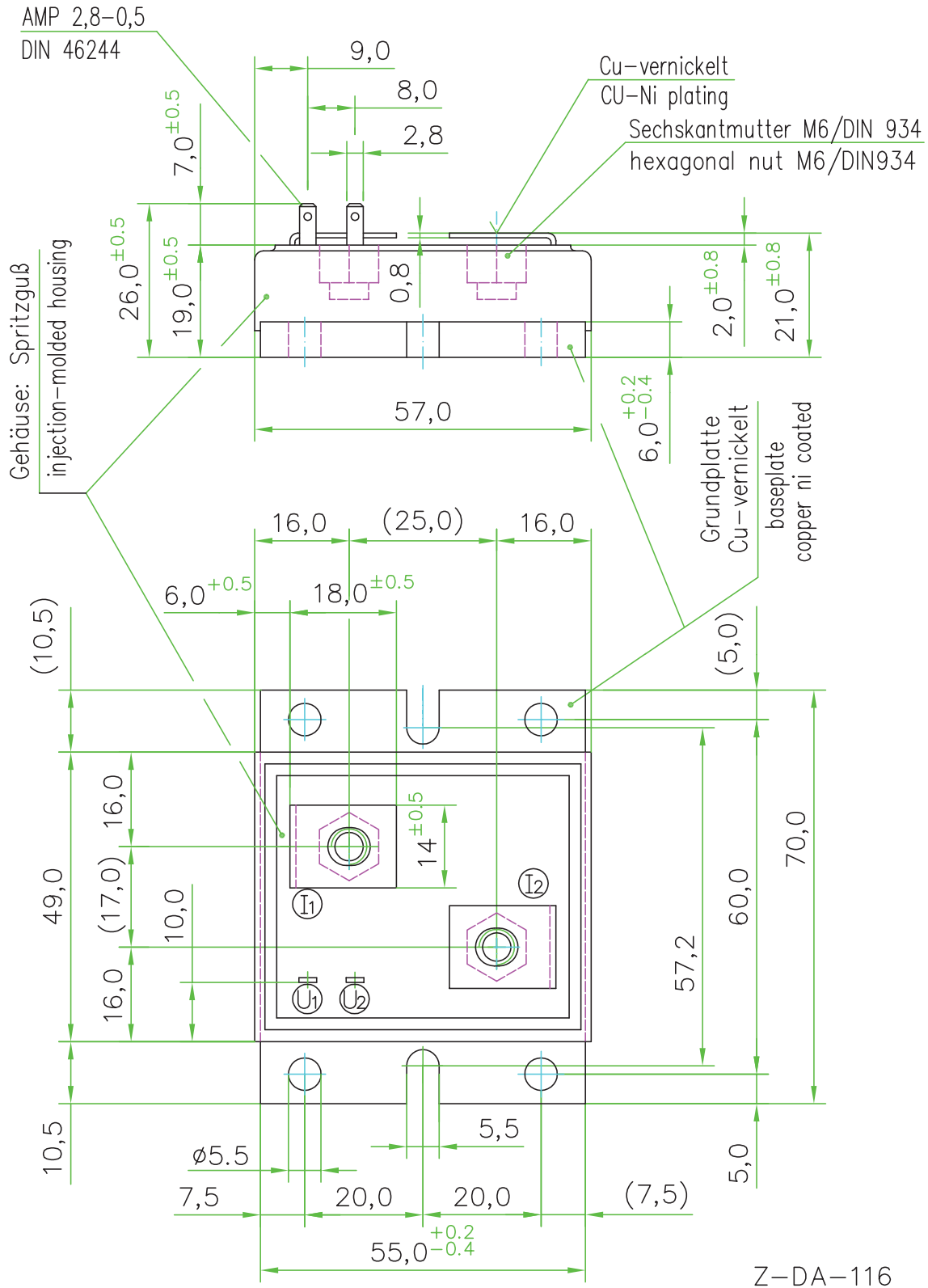
RUG-Z - R001 - 0.1 - TK10





RUG-Z

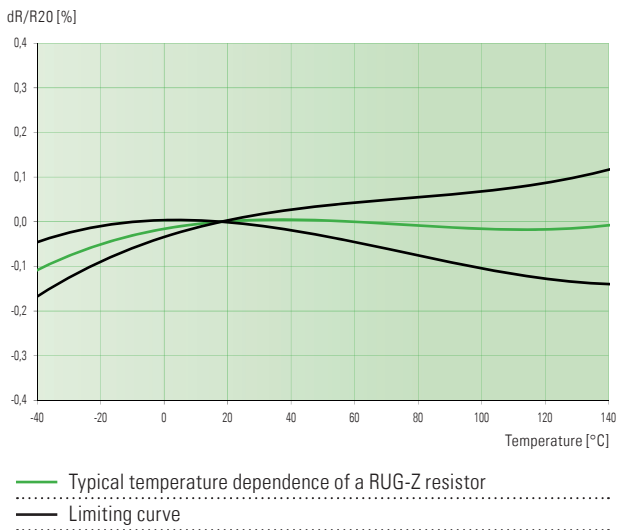
Mechanical dimensions [mm] // Drawing no. Z-DA-116



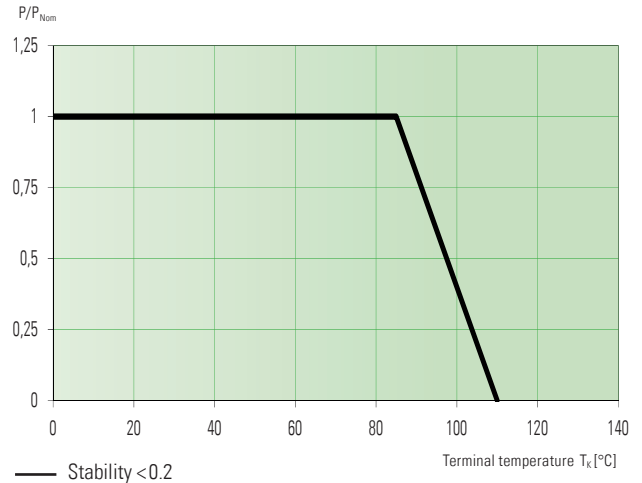


RUG-Z

Temperature dependence of the electrical resistance



Power derating curve



Available standard resistance values and tolerances*

Resistance values	Tolerance		Temperature coefficient		
	0.1	1.0	TK10	TK3	TK1
R0005	✓			✓	
R001	✓	✓	✓	✓	✓
R00105		✓	✓		
R002	✓			✓	✓
R003	✓				✓
R005	✓			✓	✓
R008	✓				✓
R008		✓		✓	
R010	✓			✓	✓
R010		✓			✓
R0105		✓	✓		
R020	✓			✓	✓
R050	✓	✓			✓
R100	✓			✓	✓
R200	✓				✓
R500	✓				✓
1R00	✓			✓	✓
2R00	✓				✓
4R70	✓	✓			✓
5R00	✓				✓
10R0	✓		✓	✓	✓
100R	✓		✓		

✓ = available

* Further values and tolerances on request

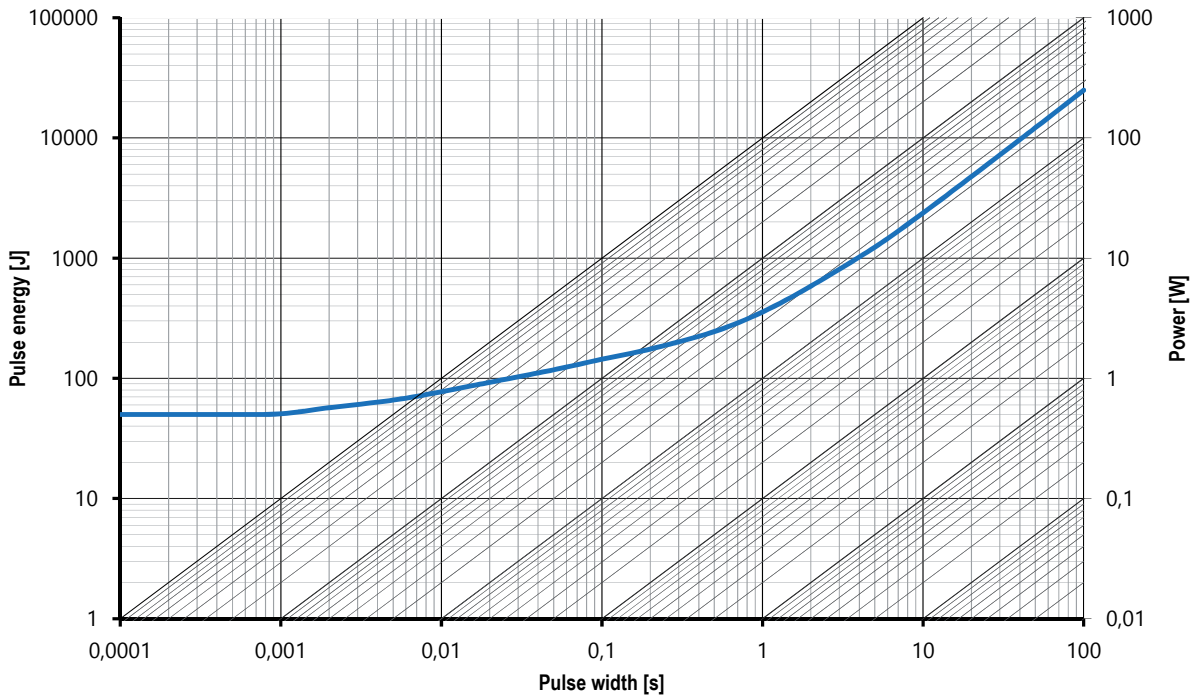


RUG-Z

Maximum pulse energy respectively pulse power for permanent operation

RUG-Z-R001

Maximum pulse energy / power continuous operation ($T_K = 85\text{ °C}$)



This curve is only valid for the resistance value R001. The shape of the curve will be different for other resistance values. Therefore a separate qualification should be made for pulse power close to the above curve.

Disclaimer // All products, product specifications and data are subject to change without notice. The product specifications do not expand or otherwise modify Isabellenhütte's terms and conditions of sale, including but not limited to, the warranty expressed therein. Isabellenhütte makes no warranty, representation or guarantee other than as set forth in its terms and conditions of sale. Information provided in datasheets and/or specifications may vary from actual results in different applications. Any statements made by Isabellenhütte regarding the suitability of products for certain types of applications are based on its knowledge of typical requirements that are often placed on its products. It is the customer's responsibility to validate that a particular product with the properties described in the product specification is suitable for use in the application intended. No license, express or implied, or otherwise, to any intellectual property rights is granted by this document. Any and all liability arising out of the application or use of any product shall be as set forth in Isabellenhütte's terms and conditions of sale.

